





Spring

Preschool Pack



© 2017 Stacey Jones at A Moment In Our World

www.amomentinourworld.com

Made for the exclusive use and distribution of [123 Homeschool 4 Me](#)

All rights reserved. No part of this book may be reproduced, stored or transmitted in any form by any means without prior permission of the publisher.

This workbook is licensed for personal/family use only.

YOU MAY:

- Use these files for personal use only.
- Download the files to your personal computer.
- Print as many copies as you would like to use for your personal use.
- Direct other to our website: www.amomentinourworld.com

YOU MAY NOT:

- Edit any of these printables.
 - Share the files with anyone else.
 - Store or sell them on any website.
 - Claim them as your own.
 - Print and sell or distribute them to others
-
- Graphics: Studio Devanna, Dancing Crayon Designs and Lakshmi Gosyne (Teacher Graphics)

Contents

- **Alphabet Cards** – Cut out, laminate and use to match the lower case letters to the uppercase ones. Can also be used to spell words.
- **Trace the Letters** – Improve handwriting skills while learning to spell.
- **3 Part Cards** – Can be used to match the words to the picture or in games such as memory. These cards can also be used together with the alphabet cards. using the alphabet cards to spell out the words.
- **I Spy – Count the Animals / Objects** – Count the objects.
- **Beginning Letter Sounds** – Cut out, laminate and use a peg or paperclip to clip or place a pom pom or candy onto the correct answer.
- **Syllable Cards** – Cut out, laminate and use a peg or paperclip to clip or place a pom pom or candy onto the correct answer.
- **Counting Puzzles** – Cut out, laminate and use the numbers to place the puzzles back together.
- **Counting Cards** – Cut out, laminate and use a peg or paperclip to clip or place a pom pom or candy onto the correct answer.

Contents

- **Addition Cards** – Cut out, laminate and use a peg or paperclip to clip or place a pom pom or candy onto the correct answer.
- **Subtraction Cards** – Cut out, laminate and use a peg or paperclip to clip or place a pom pom or candy onto the correct answer.
- **Size Sequencing Cards** – Cut out, laminate and place in order from largest to smallest or vice versa.
- **Odd One Out** – Circle the object that is different.
- **What Comes Next?** – Cut out and paste the answer in the correct spot.
- **Finish the Patterns** – Cut out and paste the answer in the correct spot.
- **Coloring Activity** – Color in the object using the color listed below.
- **Do-A-Dot Letter Activity** – Using a dot marker or bingo marker, dot out all of the correct letters.
- **Dice / Graphing Activity** – Cut out the dice and glue together. Roll the dice and graph each object the dice lands on.



© A Moment in our World for 123 Homeschool 4 Me



© A Moment in our World for 123 Homeschool 4 Me



© A Moment in our World for 123 Homeschool 4 Me



© A Moment in our World for 123 Homeschool 4 Me



© A Moment in our World for 123 Homeschool 4 Me



© A Moment in our World for 123 Homeschool 4 Me



© A Moment in our World for 123 Homeschool 4 Me



© A Moment in our World for 123 Homeschool 4 Me



© A Moment in our World for 123 Homeschool 4 Me



© A Moment in our World for 123 Homeschool 4 Me



© A Moment in our World for 123 Homeschool 4 Me




© A Moment in our World for 123 Homeschool 4 Me



© A Moment in our World for 123 Homeschool 4 Me



© A Moment in our World for 123 Homeschool 4 Me



© A Moment in our World for 123 Homeschool 4 Me



© A Moment in our World for 123 Homeschool 4 Me



© A Moment in our World for 123 Homeschool 4 Me



© A Moment in our World for 123 Homeschool 4 Me



© A Moment in our World for 123 Homeschool 4 Me



© A Moment in our World for 123 Homeschool 4 Me



© A Moment in our World for 123 Homeschool 4 Me



© A Moment in our World for 123 Homeschool 4 Me



© A Moment in our World for 123 Homeschool 4 Me



© A Moment in our World for 123 Homeschool 4 Me




© A Moment in our World for 123 Homeschool 4 Me



© A Moment in our World for 123 Homeschool 4 Me



© A Moment in our World for 123 Homeschool 4 Me



© A Moment in our World for 123 Homeschool 4 Me



© A Moment in our World for 123 Homeschool 4 Me



© A Moment in our World for 123 Homeschool 4 Me



© A Moment in our World for 123 Homeschool 4 Me



© A Moment in our World for 123 Homeschool 4 Me



© A Moment in our World for 123 Homeschool 4 Me



© A Moment in our World for 123 Homeschool 4 Me



© A Moment in our World for 123 Homeschool 4 Me



© A Moment in our World for 123 Homeschool 4 Me



© A Moment in our World for 123 Homeschool 4 Me



© A Moment in our World for 123 Homeschool 4 Me




© A Moment in our World for 123 Homeschool 4 Me




© A Moment in our World for 123 Homeschool 4 Me



© A Moment in our World for 123 Homeschool 4 Me



© A Moment in our World for 123 Homeschool 4 Me



© A Moment in our World for 123 Homeschool 4 Me



© A Moment in our World for 123 Homeschool 4 Me



© A Moment in our World for 123 Homeschool 4 Me



© A Moment in our World for 123 Homeschool 4 Me



© A Moment in our World for 123 Homeschool 4 Me



© A Moment in our World for 123 Homeschool 4 Me



© A Moment in our World for 123 Homeschool 4 Me



© A Moment in our World for 123 Homeschool 4 Me




© A Moment in our World for 123 Homeschool 4 Me



© A Moment in our World for 123 Homeschool 4 Me

Trace the Letters




ant



bee




butterfly




caterpillar


Trace the Letters




dragonfly



ladybug




snail




bird


Trace the Letters



chick



frog

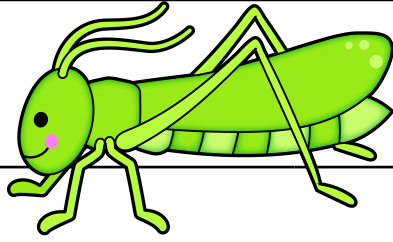


tree




rainbow

Trace the Letters



grasshopper



flower




cloud




rain

3 Part Cards



ant



ant




bee




bee


3 Part Cards




butterfly



butterfly




caterpillar




caterpillar


3 Part Cards




dragonfly



dragonfly




ladybug




ladybug

3 Part Cards




snail



snail




bird




bird


3 Part Cards




chick



chick



frog




frog

3 Part Cards



tree



tree




rainbow




rainbow


3 Part Cards



grasshopper



grasshopper



flower



flower

3 Part Cards



cloud



cloud







rain





rain


Count the Animals



Count the Objects



Beginning Letter Sounds



u

a


o



p

b


d



b

d


f



i

l


t



k

o

c




c

z

s


Beginning Letter Sounds



r

c

k



a

b


d



b

a


p



k

f

t



t

r

f




e

n

r

Beginning Letter Sounds



r

c

k



p

b

d



z

s

c




r

n

e

Syllable Cards



ant

1

2

3




bee

1

2

3




butterfly

2

3

4




ladybug

2

3

4




caterpillar

3

4

5




snail

1

2

3

Syllable Cards




chick

1

2

3



dragonfly

2

3

4




bird

1

2

3




tree

1

2

3



frog

1

2

3



rainbow


1

2

3

Syllable Cards

grasshopper



2

3

4



flower

1

2

3


cloud



1

2

3



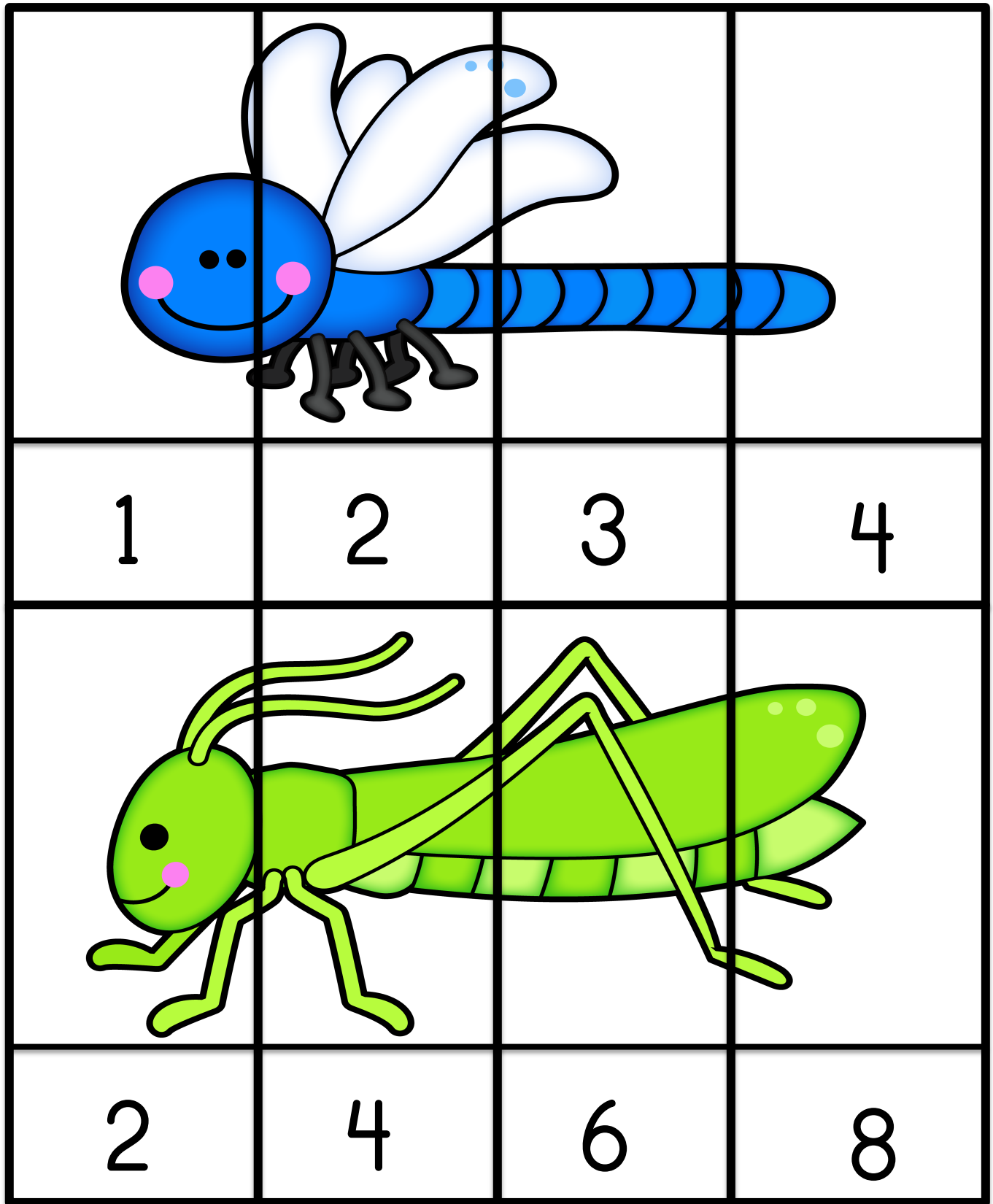
rain

1



2


3

Counting Puzzles



Counting Puzzles

			
3	6	9	12
			
4	8	12	16



0





2

1

2

3

4



5



4

3

3

4

5



5


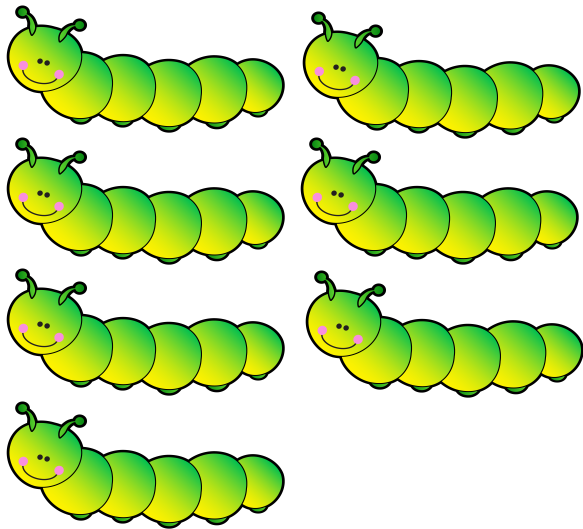
6

4

5

6

7



6


8

7

9

7


8



8

9


10



11

10

9



13

12

11



13

14

12

Addition Cards

$$1 + 1 =$$





1

2

3

$$1 + 2 =$$







4

2

3

$$3 + 1 =$$



4

5

3

$$2 + 2 =$$



4

5

3

Addition Cards

$$1 + 0 =$$




0

2

1

$$2 + 3 =$$




4

5

3

$$3 + 0 =$$



4

5

3

$$1 + 4 =$$



4

5

3

Subtraction Cards

$$1 - 1 =$$

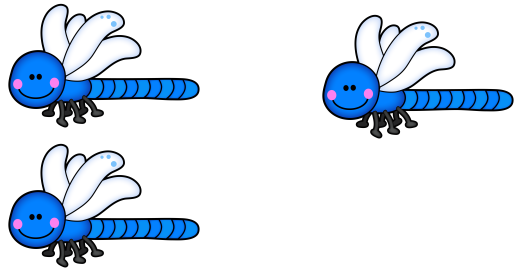


1

2

0

$$2 - 1 =$$



1

2

0

$$3 - 1 =$$




1

2

3

$$2 - 2 =$$



2

0

1

Subtraction Cards

$$1 - 0 =$$



0

2

1

$$3 - 2 =$$




2

1

0

$$3 - 0 =$$

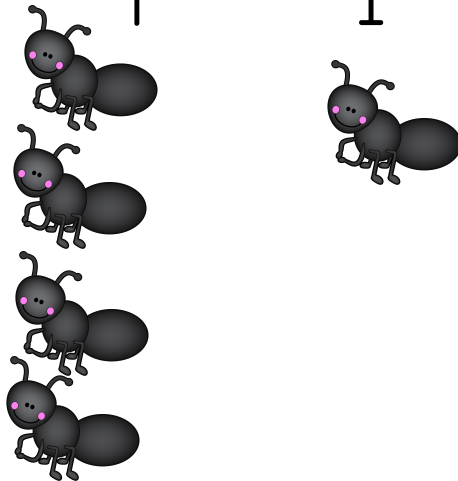


1

2

3

$$4 - 1 =$$







4

5

3



Size Sequencing Cards

Print out on card stock. Cut out and laminate. Use to put in order.








Size Sequencing Cards

Print out on card stock. Cut out and laminate. Use to put in order.








Size Sequencing Cards

Print out on card stock. Cut out and laminate. Use to put in order.








Size Sequencing Cards

Print out on card stock. Cut out and laminate. Use to put in order.








Size Sequencing Cards

Print out on card stock. Cut out and laminate. Use to put in order.







Size Sequencing Cards






Print out on card stock. Cut out and laminate. Use to put in order.










Circle the odd one out



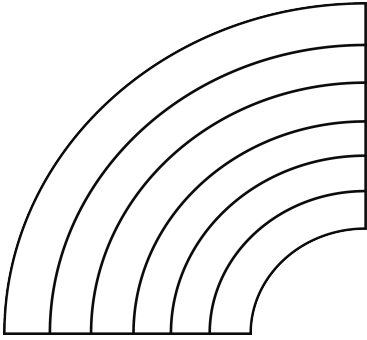
What Comes Next?



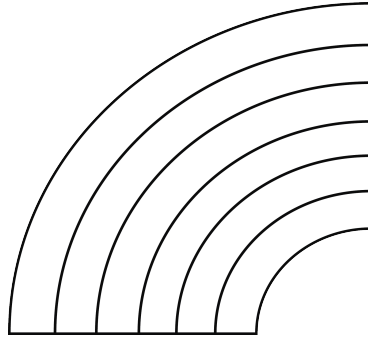
Finish the Patterns.



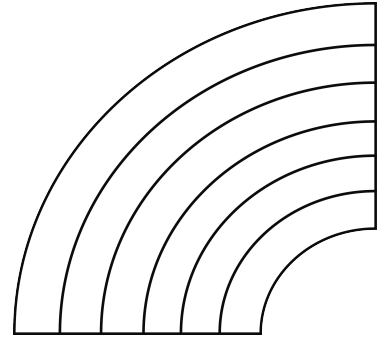
Coloring Activity – Color the picture in to match the color indicated.



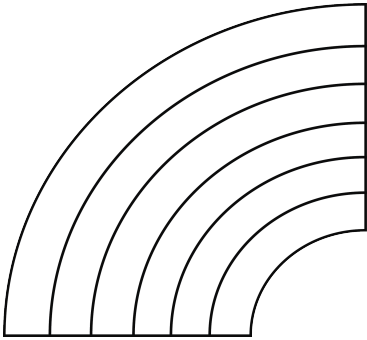
red



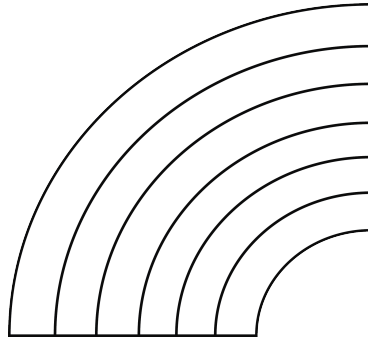
blue



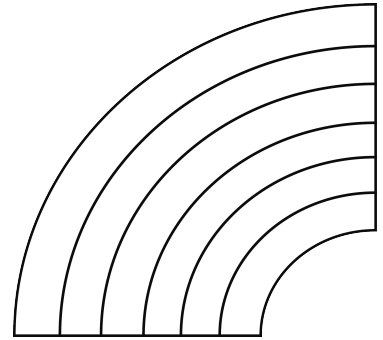
green



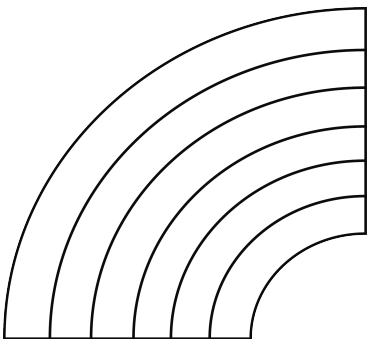
yellow



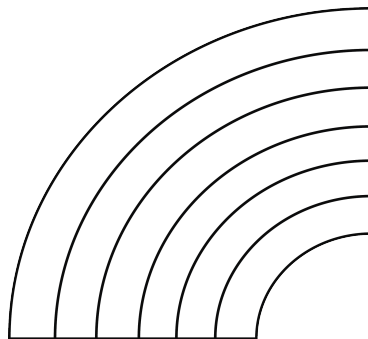
purple



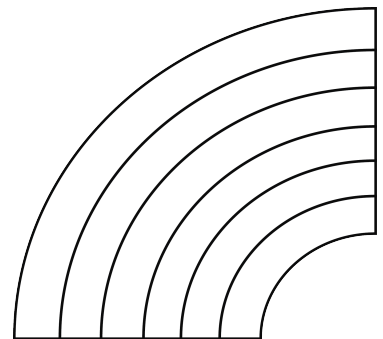
black



white




grey



pink


Do - A - Dot

Dot all the letters: B b




Do - A - Dot

Dot all the letters: C c



Do - A - Dot

Dot all the letters: F f



Do - A - Dot

Dot all the letters: R r

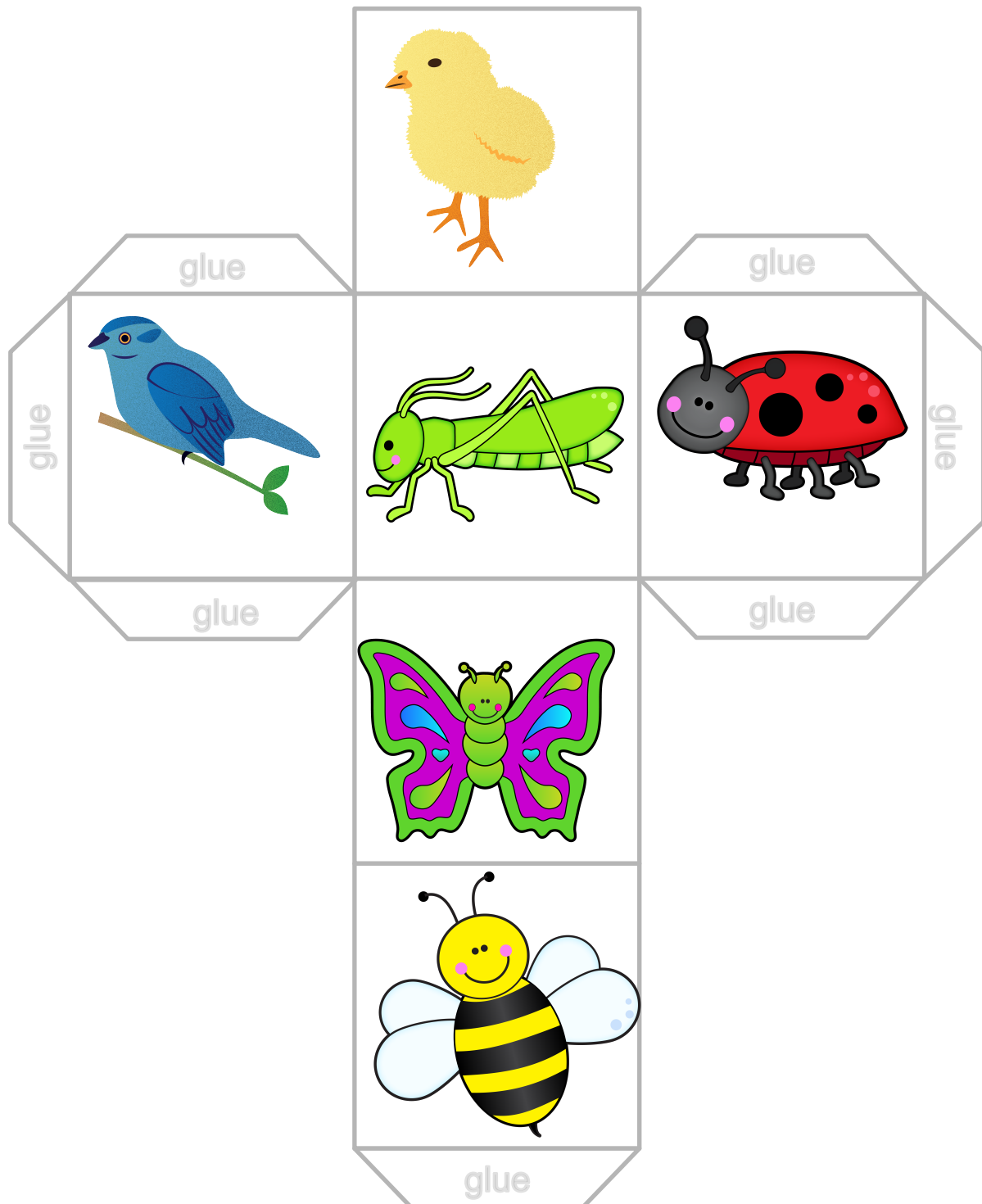
R t R v R

s e r l b









o R d r p
r p

Dice



Dice Game

Make up the dice and roll
it and graph the results.

						
10						
9						
8						
7						
6						
5						
4						
3						
2						
1						